



# PERFORMANCE HIGHLIGHTS FY25-26 Q1

 PAGE INDUSTRIES LIMITED

**AUGUST 07, 2025**

# SAFE HARBOUR STATEMENT

This presentation, by Page Industries Limited (the “Company”), has been prepared solely for information purposes and does not constitute any offer, recommendation or invitation to purchase or subscribe for any securities.

This presentation has been prepared by the Company based on information and data which the Company considers reliable, but the Company makes no representation or warranty, express or implied, whatsoever of the contents of this Presentation. This Presentation may not be all inclusive and may not contain all of the information that you may consider relevant. Any liability in respect of the contents of, or any omission from, this Presentation is expressly excluded.

This presentation updated as on May 15, 2025 may contain certain forward-looking statements concerning the Company’s future business prospects and business profitability, which are subject to a number of risks and uncertainties and the actual results could materially differ from those in such forward-looking statements. The risks and uncertainties relating to these statements include, but are not limited to, risks and uncertainties regarding fluctuations in earnings, our ability to manage growth, competition, economic growth in our markets, ability to attract and retain highly skilled professionals, our ability to manage our operations, government policies and actions, interest and other fiscal costs generally prevailing in the economy. The Company does not undertake to make any announcement in case any of these forward-looking statements become materially incorrect in future or update any forward-looking statements made from time to time by or on behalf of the Company.



# CONTENTS

- **QUARTERLY UPDATE**

- MANAGEMENT COMMENTARY
- FINANCIAL HIGHLIGHTS
- KEY HIGHLIGHTS
- MARKET COVERAGE
- NEW LAUNCHES
- DIGITAL/SOCIAL MEDIA REACH

- **COMPANY OVERVIEW**

- ABOUT PAGE INDUSTRIES
- MANUFACTURING CAPABILITIES
- PRODUCT PORTFOLIO
- EXCLUSIVE BRAND STORE - NEW IDENTITY
- MANAGEMENT GROWTH INITIATIVES
- KEY STRENGTHS
- FINANCIAL PERFORMANCE
- SHAREHOLDING PATTERN
- SUSTAINABILITY



# MANAGEMENT COMMENTARY

Consumption patterns this quarter was subdued affecting tertiary sales growth. Shift in festive consumption in the month of April when compared to last year and heightened geo-political tension in early parts of May partly contributed to the same. It is however encouraging to note a steady recovery month on month. Our online business continues to deliver robust growth. With our product pricing remaining unchanged, our focus and efforts have been to maintain operating margins through efficient raw material sourcing, optimum manpower deployment, focussed marketing investments and digital transformation. Our long term fundamentals remain strong and we are confident of a consistent growth trajectory in the coming quarters.



# FINANCIAL HIGHLIGHTS

Financials (INR mn)	Q1FY26	%	Q4FY25	%	Q1FY25	%	YoY growth
Revenue	13,166		10,981		12,775		3.1%
EBITDA	2,947	22.4%	2,352	21.4%	2,433	19.0%	21.1%
PBT	2,702	20.5%	2,187	19.9%	2,225	17.4%	21.5%
PAT	2,008	15.3%	1,640	14.9%	1,652	12.9%	21.5%

Financials (INR mn)	Q1FY26	%	Q1FY25	%	YoY growth
Revenue	13,166		12,775		3.1%
EBITDA	2,947	22.4%	2,433	19.0%	21.1%
PBT	2,702	20.5%	2,225	17.4%	21.5%
PAT	2,008	15.3%	1,652	12.9%	21.5%

- Efficient raw material sourcing strategy and continuing cost optimisation measures along with digital transformation initiatives contributed to strong EBITDA margin of 22.4% and PAT growth of 21.5% in Q1.



# KEY HIGHLIGHTS FOR Q1 FY26

- We launched a new fashionable range of products under JKY Groove on jockey.in and select EBOs in the country addressing a younger target audience. The initial response to the collection has been very encouraging.
- We have successfully completed the pilot run of modern Distribution Management System through Salesforce and on track for the full deployment. Migration to SAP S4 HANA is progressing as per plan.
- Online business continues to deliver robust growth.
- We have commenced commercial production in the new state of art manufacturing facility at Orissa. Production will be gradually ramped up in the coming months.
- Inventory levels across distribution network remained healthy.



# UNMATCHED MARKET COVERAGE

JOCKEY®

## Multi-Brand Trade Channel

**3,954**

Distributor Accounts

**2,715**

Cities / Towns

**1,10,487**

Retail Network

**752**

Team Strength

## Exclusive Brand Store

**1,490**

Exclusive Brand Stores

**36**

Exclusive Woman Stores

**47**

Exclusive Juniors Stores

**25**

Factory Outlets

**534**

Cities / Towns

## Key Department Store

**14**

Partner Chains

**1,296**

Stores

**1,912**

Points of Sale

## ECommerce

Jockey.in

amazon  Myntra

Flipkart 

SWIGGY  instamart



... and more Partners



# UNMATCHED MARKET COVERAGE



## Multi-Brand Trade Channel

**720**  
Stores

**150**  
Cities

## Exclusive Brand Store

**38**  
Stores

**14**  
Cities

## ECommerce

Speedo.in



... and more Partners



# JOCKEY - NEW LAUNCHES

Style No. AM67  
TANK TOP



Style No. MV50  
PERFORMANCE T-SHIRT



Style No. WZ04  
OVERSIZED T-SHIRT




Style No. WZ09  
HYBRID PANTS



# DIGITAL/SOCIAL MEDIA REACH

# JOCKEY®



Followers



18,89,770



3,50,791



22,717

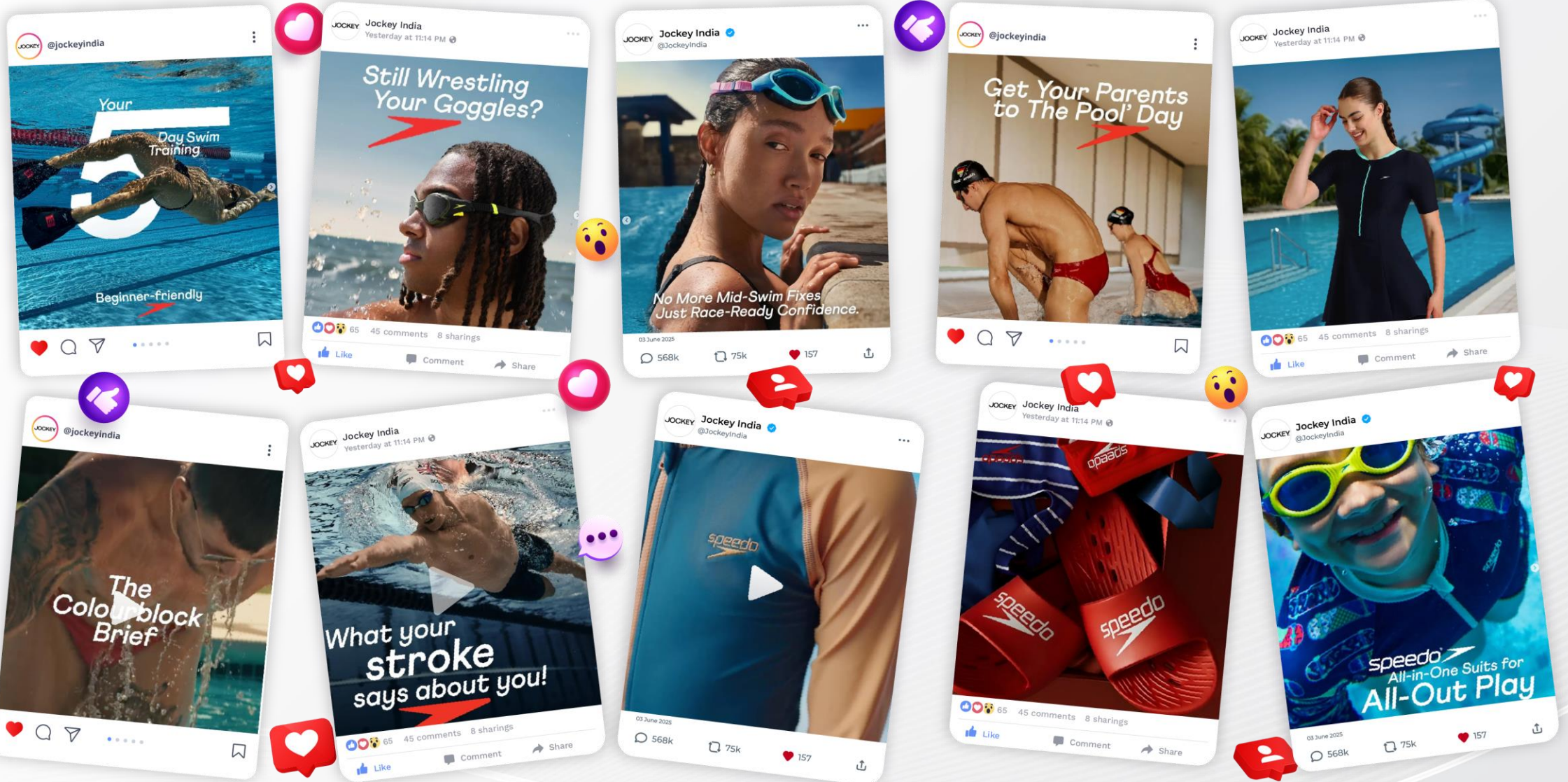


37,200



10

# DIGITAL/SOCIAL MEDIA REACH



Followers



3,76,000



27,300



1,880



# COMPANY OVERVIEW



# PAGE INDUSTRIES: VISION & MISSION STATEMENT



# PAGE INDUSTRIES: AT A GLANCE



Leading player in Premium Innerwear and Athleisure market



Highly Experienced Professional Management supported by 22,086 Employees  
80% Women Employees



Production Capacity  
280 mn pieces  
16 manufacturing units  
Strong backward integration



PAN India Presence  
1,11,207 Retail Network  
1,528 Exclusive Brand Stores  
1,296 Large Format Stores & E-Commerce



Strong Financial Performance  
Healthy ROCE 82%

## JOCKEY®

- Jockey is the world's best-loved and most recognisable brand. Active in more than 147 countries
- Exclusive licensee of JOCKEY International Inc. (USA) for manufacture, distribution and marketing in India, Sri Lanka, Bangladesh, Nepal, Kuwait, Oman, Qatar, Maldives, Bhutan, the UAE, Saudi Arabia and Bahrain.
- Products include Innerwear, Athleisure, Socks for Men and Women, Thermal, Towels, Handkerchief, Caps and Face Mask

## speedo®

- Speedo International Ltd. is a manufacturer and distributor of swimwear and swimming accessories based in Nottingham, UK
- Exclusive licensee of Speedo International Ltd. for manufacture, distribution and marketing in India
- Products include Swimwear, Equipment, Water shorts, Apparel and Footwear



# JOCKEY PRODUCT PORTFOLIO



## WOMEN INNERWEAR

- BRASSIERES
- SPORTS BRA
- PANTIES
- CAMISOLE
- CROP TOP
- TANK TOPS
- SHAPEWEAR
- SHORTIES



## JUNIORS GIRLS

- PANTIES
- BLOOMERS
- SHORTIES
- CAMISOLE
- TANK TOPS
- T-SHIRTS
- SHORTS
- CAPRIS
- TRACK PANTS
- PYJAMAS
- SWEAT SHIRTS
- JACKETS



## THERMAL MEN, WOMEN & KIDS

- TANK TOP
- CAMISOLE
- VEST
- LEGGINGS
- T-SHIRT
- LONG JOHN




## JUNIORS BOYS

- VESTS
- BRIEFS
- TRUNKS
- BOXER SHORTS
- T-SHIRTS
- POLO T-SHIRTS
- TRACK PANTS
- SHORTS
- SWEAT SHIRTS
- JACKETS

## OUTERWEAR

- BERMUDAS
- TRACK PANTS
- LOUNGE PANTS
- SPORTS SHORTS
- T-SHIRTS
- POLO T-SHIRTS
- GYM VESTS
- YOGA PANTS
- SLEEPWEAR
- JACKETS
- TANK TOP
- MUSCLE VEST
- CAPRIS
- LEGGINGS



## SOCKS

- CALF
- ANKLE
- LOW SHOW
- NO SHOW



## CAPS



## HANDKERCHIEF



## MEN INNERWEAR

- VESTS
- BRIEFS
- BOXER BRIEFS
- TRUNKS
- BOXER SHORTS
- INNER TEES
- MIDWAYS



## TOWELS

- FACE
- HAND
- BATH



# SPEEDO PRODUCT PORTFOLIO

**JUNIORS BOYS**  
JAMMERS  
AQUASHORTS  
BRIEFS  
ALL-IN-ONE SUIT  
SUNTOPS



**JUNIORS GIRLS**  
V CUT SWIM SUIT  
SWIM DRESS  
LEGSUIT  
ALL-IN-ONE SUIT  
CAPRIS  
LEGGINGS  
SUNTOPS



**EQUIPMENT**  
GOGGLES  
CAPS  
TRAINING AID  
SWIM CONFIDENCE



**SWIMWEAR**  
LEISURE  
SWIMDRESS  
KNEESUIT  
LEGSUIT  
FULL BODY SUIT  
JAMMER  
AQUASHORTS  
WATERSHORTS  
ALL-IN-ONE SUIT



**SWIMACTIVE**  
H2O ACTIVE  
SUN TOP  
CAPRI  
LEGGING  
WATERSHORT



**FOOTWEAR**  
SLIDE  
THONG



# MANUFACTURING CAPABILITIES

## STRONG IN-HOUSE MANUFACTURING CAPABILITIES

- Facilities spread over 2.9 million sq ft across 16 manufacturing units
- Present in 14 facilities in Karnataka, 1 in Tamil Nadu, 1 in Odisha and upcoming facility in Karnataka.
- >70% in-house manufacturing



KR Pet Unit

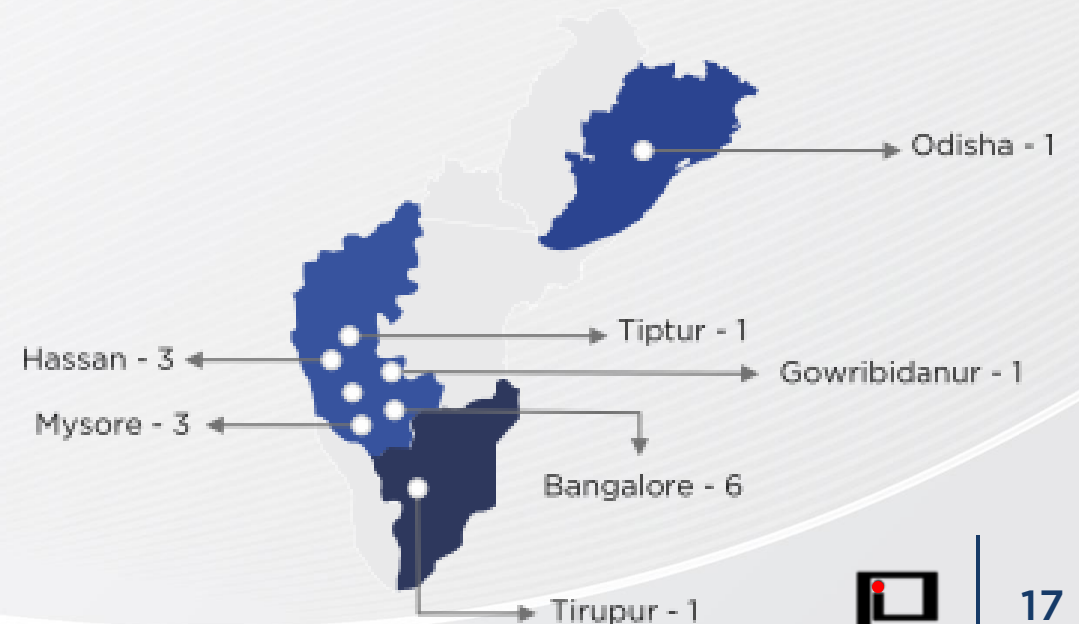


Sewing Unit

Location	Units	Employees
Bangalore	6	7,540
Mysore	3	5,416
Hassan	3	3,965
Gowribidanur	1	1,458
Tiptur	1	1,141
Tirpur	1	192
Odisha	1	668
<b>Grand Total</b>	<b>16</b>	<b>20,380</b>

## COMMITTED TO QUALITY

- Our own manufacturing helps set high quality standards for both in-house and outsourced manufacturing
- Monitor every stage of manufacturing process: Designing, Raw Materials, Production Process, Packaging and Final Products

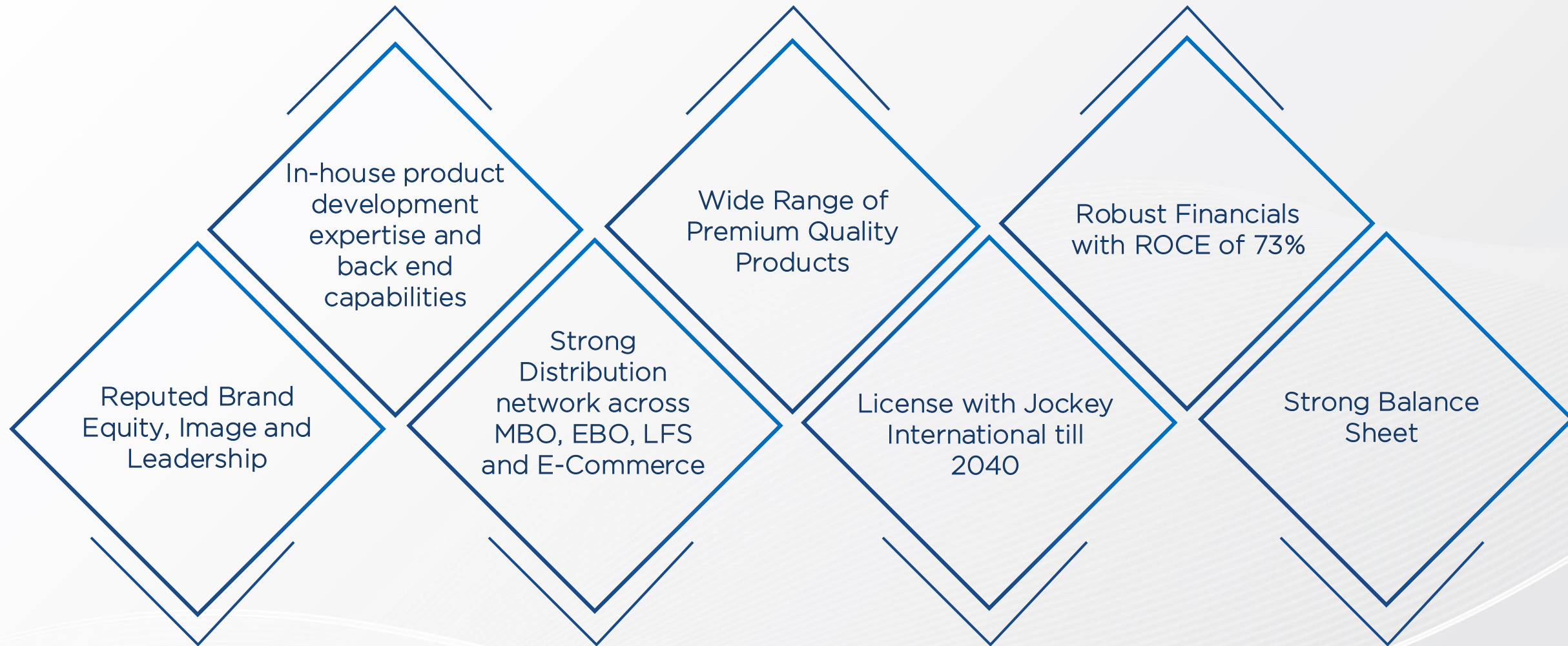


# EXCLUSIVE BRAND STORE

# JOCKEY®



# KEY STRENGTHS

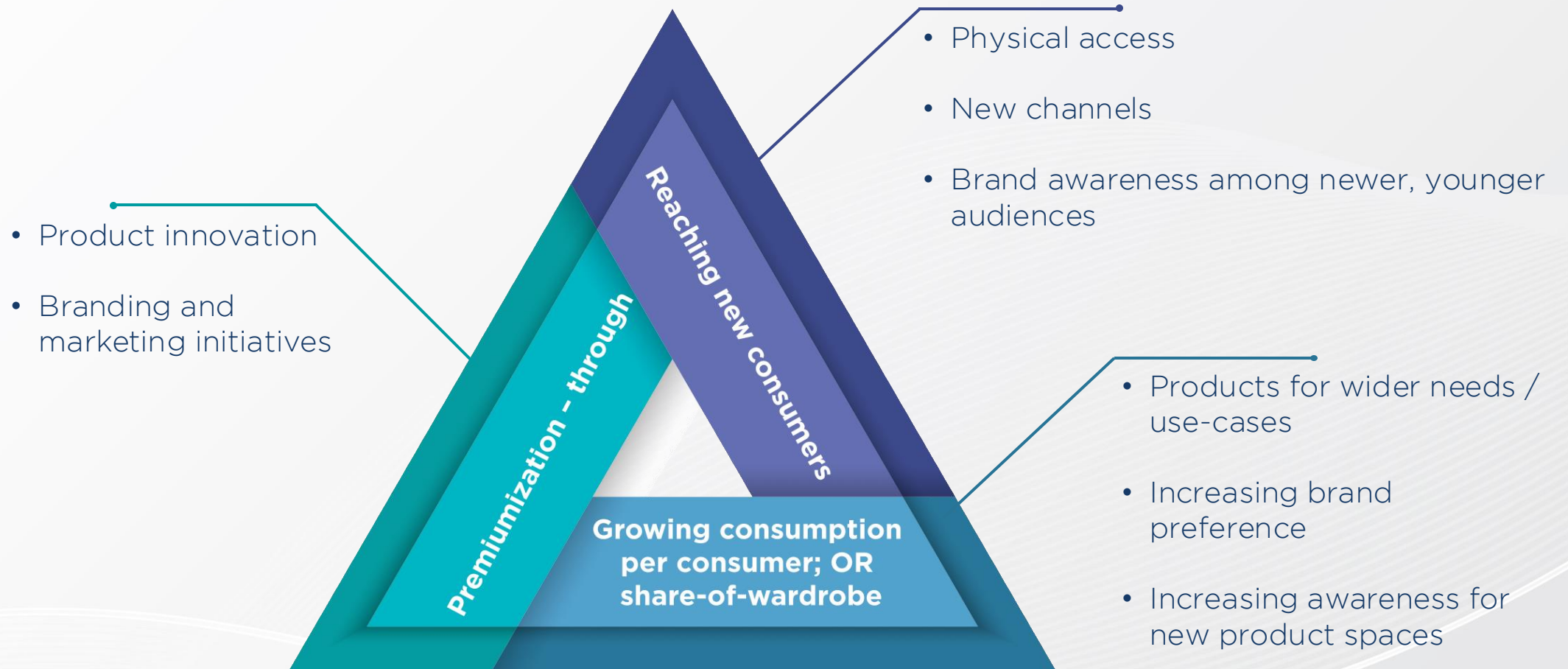


# EXCLUSIVE BRAND STORE



# GROWTH DIMENSIONS

Page Industries' sustained growth is fuelled by strategic initiatives that places our consumers at the centre. Our growth initiatives are aimed at reaching new consumers, serving a wider set of their apparel needs, and preimmunizing their wardrobes with high quality differentiated offerings.



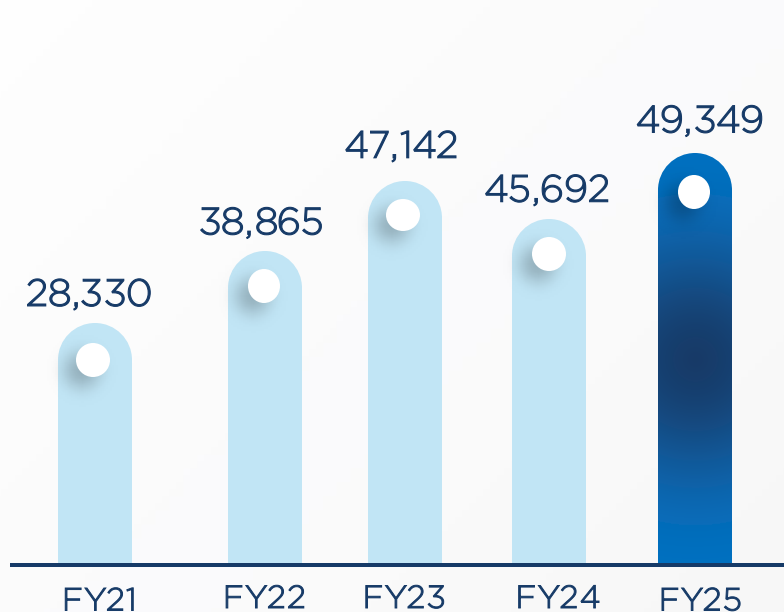
# PAGE VALUES



# PROVEN TRACK RECORD OF FINANCIAL PERFORMANCE

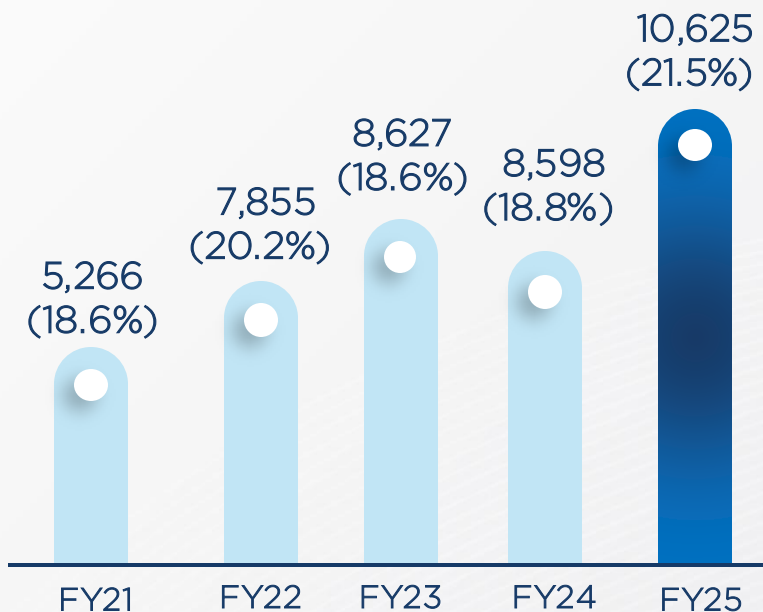
## Revenue

₹ Million



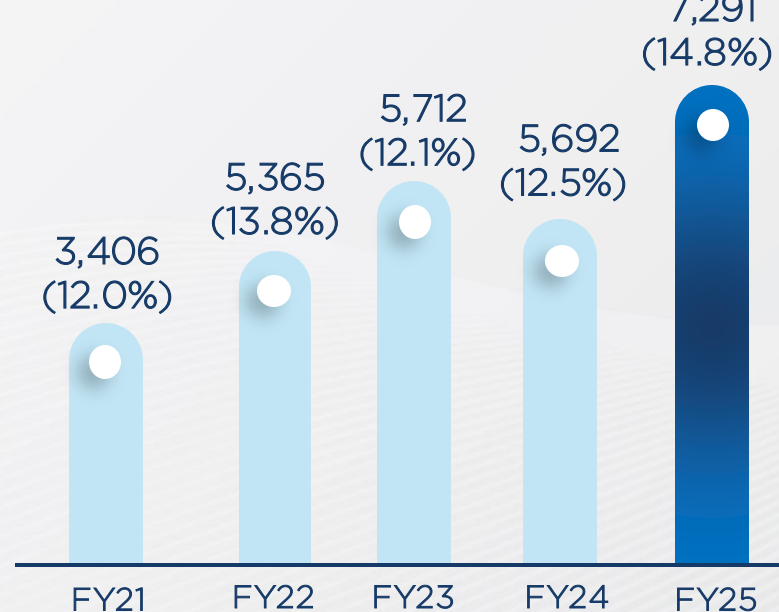
## EBITDA

₹ Million (EBITDA Margin %)



## PAT

₹ Million (PAT Margin %)



Delivered growth with steady margins

Strong Brand Value

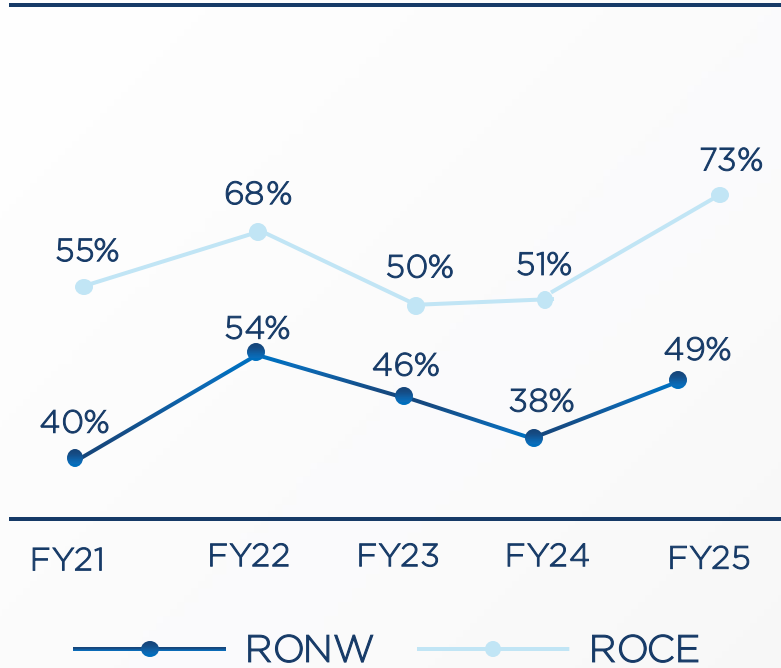
Expansion of Distribution Network

Focus on Profitable Growth

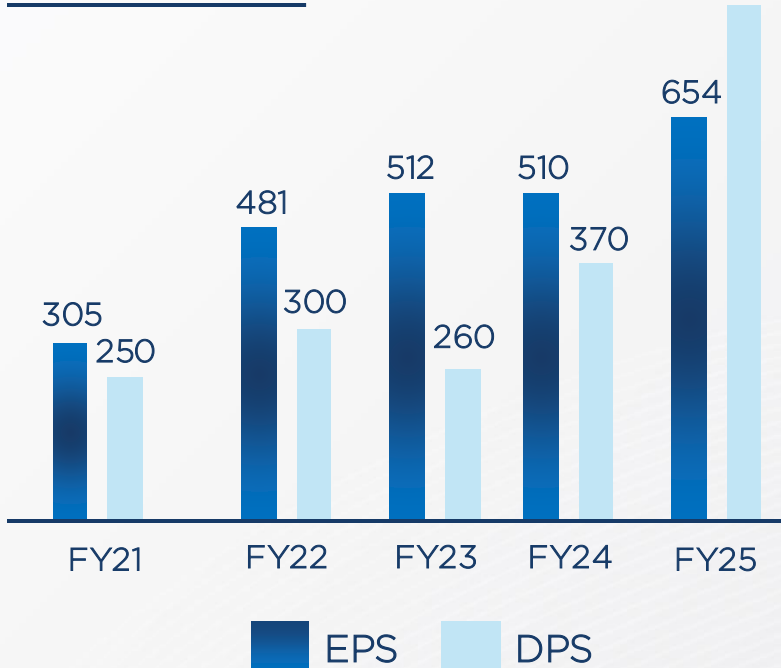


# PROVEN BALANCE SHEET STRENGTH

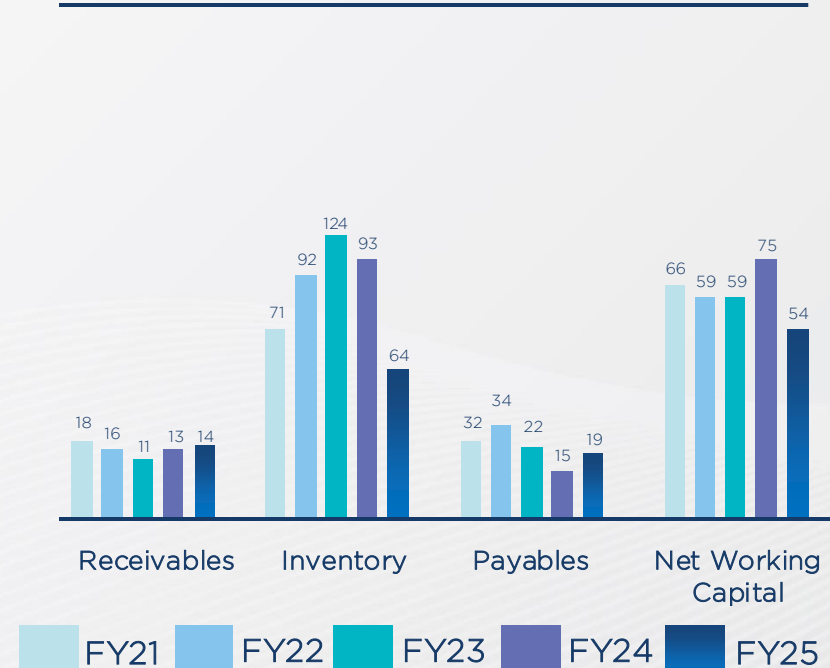
RONW/ROCE



EPS and DPS



Working Capital Days



Investing in future, through strong internal accruals and generating high ROCE.

High returns for shareholders

Best in class Return on Capital Employed

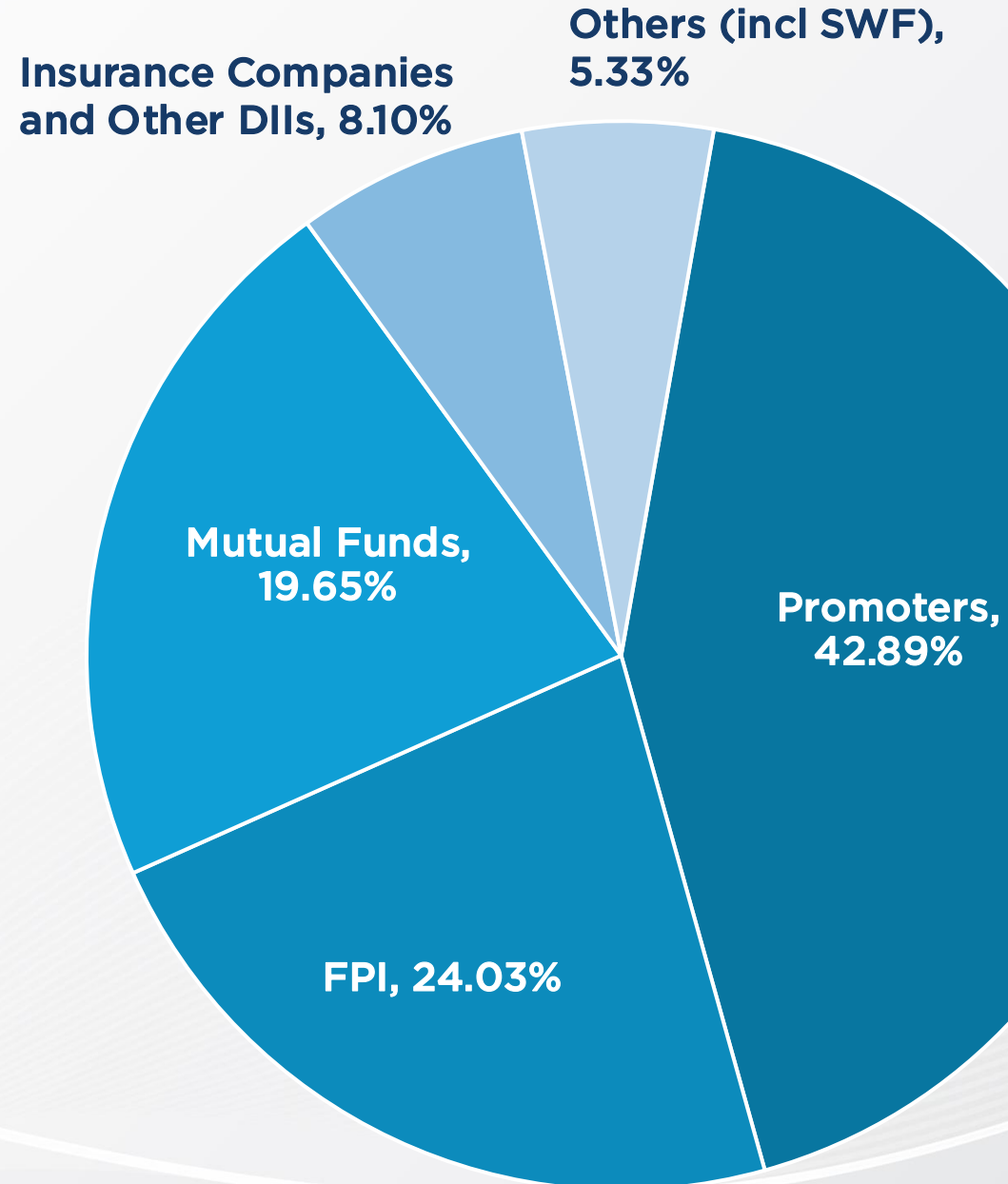


# SHAREHOLDING PATTERN

As on June 2025



**Market Cap: ~ INR 551 bn**  
(as on June 2025)



# SUSTAINABILITY



I am pleased to share our 6th Sustainability Report, highlighting our steadfast commitment to responsible business practices and environmental stewardship. This report outlines our progress over the past year and reflects how sustainability is embedded in our operations, aligning growth with positive societal and environmental impact.

Despite an unpredictable economic landscape, we have remained resilient, achieving all our targets sustainably. Notably, we reduced energy intensity by 18% compared to our FY 2019-20 baseline, surpassing our original target of 17% by FY 2023-24. This milestone aligns with India's decarbonisation agenda and reinforces our commitment to energy efficiency and waste reduction.

In FY 2023-24, we recycled 100% of pre- and post-consumer plastic waste, totalling 1,127 metric tonnes, contributing to Sustainable Development Goal (SDG) 12. This reflects our focus on waste minimisation, reduction, and recycling to lower our environmental impact. Our workforce of 19,461 employees remains central to our sustainability journey. We are committed to fostering a safe, inclusive, and innovative workplace that empowers our people to contribute meaningfully to our shared goals, driving both individual and organisational success.

As we grow, we remain deeply committed to innovation and sustainability across environmental, social, and governance dimensions, ensuring a lasting positive impact on the planet and its people.

I extend my heartfelt gratitude to our entire workforce and management team for their relentless dedication and hard work. It is their collective efforts that have enabled us to achieve these remarkable milestones and lay the foundation for continued success.

Thank you for your trust and support, which inspire us to drive progress, deliver sustainable growth, and build a future we can all be proud of.

Sunder (Ashok) Genomal,

[Sustainability Report: View here](#)

The nine focus areas are translated into nine missions targeted to drive value by embedding futuristic commitments across the missions.



Targets for Sustainability Focus Areas



# SUSTAINABILITY MILESTONES

## Economic Performance

- Conducted an analysis of the nudge factor pertaining to emission reduction for the Odisha solar plant (in progress).
- Continued commitment to the vulnerable/disadvantaged sections of the society by contributing ₹ 84.66 million



## Governance, Risk, and Compliance:

- The company achieved 100% on-time compliance for FY 2023-24



## Energy and GHG Emission

- Energy Intensity at 52.41 achieving an 18% reduction against
- GHG Emission (Scope 1&2) Intensity at 7.64 (tCO2e/Million Minutes Produced) achieving 29% reduction against FY 2019-20



## Water and Effluents:

- Improved water use efficiency by 16.57% in FY 2023-24
- A water neutrality study has been initiated for two manufacturing units, with plans to expand the assessment to other units.
- PIL installed the Low-Temperature Evaporator (LTE) system for ETP to ensure Zero Liquid Discharge (ZLD) to eliminate the risk of effluent transportation and disposal Unit 21.



## Materials

- 100% vendors/suppliers (Fabric, Elastic, Yarn) are OEKO-TEX® Certified in FY 2023-24
- 100% (1,127 MT) of pre- and post-consumer plastic waste was recycled in FY 2023-24 as per CPCB target



## Product stewardship

- 100% of product developments are undertaken in collaboration with OEKO-TEX-certified vendors.
- IP-Packaging material Lamination has been removed for all products except socks packaging.



## Responsible Supply Chain

- 18 outsourcing garment vendors and 24 raw material suppliers were audited (annual/bi-annual/need basis) and conducted 2 awareness sessions on responsible business practices which cover 80% of the value chain partners.
- Phase 1&2 implementation of RSL policy is completed. Phase 3 is in progress and expected to be completed in FY 2025.



## Occupational Health & Safety

- Achieved the 0.8 safety training index for EHS training
- Achieved zero waste diversion to landfill in FY 2023-24.
- 100% Implementation of WASH Pledge and Third-Party Audit was completed in 2023-24



## Diversity and Equal Opportunity

- During the reporting year, 100% of the workforce (including contract employees) is sensitised through POSH awareness sessions and training programs.
- Gender Pay Parity study for the non-staff category is completed. For staff, pay gap analysis will be initiated in the upcoming years.



# SUSTAINABILITY RECOGNITION



The Page Industries Limited has been awarded “Best Garment Industry” by the Karnataka Safety Institute, Department of Factories, Boilers, Industrial Safety, and Health, in association with the National Safety Council, Karnataka Chapter, “for practicing the best Safety Health, Environment and welfare initiatives in our manufacturing units.” Awards were organised as a part of the “53rd National Safety Day, 2014” celebration.



Page Industries Limited is pleased to announce its commitment to 5S principles. Unit 17 has been certified as a “Model Factory,” while Units 12, 16, and 25 are competing for “Model Level Certification.” Additionally, Units 1, 4, and 20 are striving for “Sustenance Level 2 Certification,” Units 3, 11, 22, and 28 are competing for “Sustenance Level 1 Certification,” and Units 14, 19, and 21 are working towards “Basic Level Certification.”



We are delighted to inform you that

Page Industries has been certified with Integrated Management System (IMS) of QMS - ISO 9001: 2015, EMS ISO 14001: 2015, OHSMS - ISO 45001: 2018 & EnMS - ISO 50001: 2018 Standards, for the first time!

It's a remarkable achievement which all PAGEians can feel proud of. It reinforces our Safety, Quality, Environment and Energy Management Systems and processes. The certificates were received by our Managing Director from Mr. Amit Ghosh, Head-SAR, Bureau Veritas which is a globally renowned Organisation.

Committed to excellence across all aspects of operations, this comprehensive framework combines best practices in quality management, environmental responsibility, and occupational health and safety at Page Industries. By integrating these essential systems, the company upholds the highest standards, mitigates risks, and cultivates a culture of ongoing improvement. The IMS serves as a cornerstone of the company's sustainability strategy, ensuring responsible practices and ethical operations throughout the value chain.

# THANK YOU

PAGE INDUSTRIES LIMITED  
CIN: L18101KA1994PLC016554

Contact Us:

For Investor Relations: [investors@jockeyindia.com](mailto:investors@jockeyindia.com)

Website: [www.jockey.in](http://www.jockey.in)

Download App

